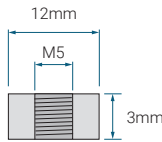


## PG-12V28 FR 12V 28.0 AH @20-hr. 12V 26.3 AH @10-hr.

Rechargeable Sealed Lead Acid Battery  
PG – Long Life Series


### TERMINALS: (mm)

T12: Threaded insert with 5mm stud fastener



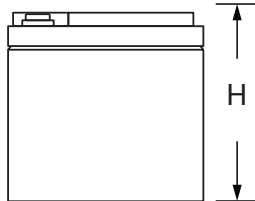
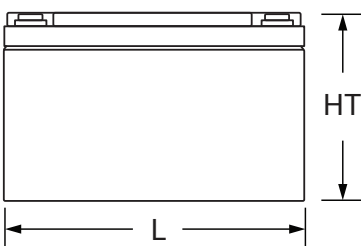
Torque: 2.0~3.0 Nxm

### DIMENSIONS: inch (mm)



L: 6.54 (166)  
W: 6.93 (175)  
H: 4.92 (125)  
HT: 4.92 (125)

Tolerances are +/- 0.04 in. (+/- 1mm) and +/- 0.08 in. (+/- 2mm) for height dimensions. All data subject to change without notice.



### GLOBAL HEADQUARTERS (USA AND INTERNATIONAL EXCLUDING EMEA)

**Power-Sonic Corporation**  
365 Cabela Dr Suite 300,  
Reno, Nevada 89439  
USA  
T: +1 775 824 6500  
E: customer-service@power-sonic.com

### POWER-SONIC EMEA (EMEA – EUROPE, MIDDLE EAST AND AFRICA)

Smitspol 4, 3861 RS Nijkerk,  
The Netherlands  
T NL: + 31 33 7410 700  
T UK: + 44 1268 560 686  
T FR: + 33 344 32 18 17  
E: salesEMEA@power-sonic.com

## FEATURES

- Absorbent Glass Mat (AGM) technology for superior performance
- Superb high-rate discharge characteristics ensures reliable performance in UPS and telecom applications
- Proven valve regulated technology that guarantees safe operation without maintenance
- Rugged impact resistant ABS case and cover, flame retardant to UL94:V-0
- Thick plate design and efficient gas recombination yield a service life of 10 – 12 years in standby mode

## APPROVALS

- Approved for transport by air. D.O.T., I.A.T.A., F.A.A. and C.A.B. certified
- U.L recognized
- ISO9001:2015 – Quality management systems

## PERFORMANCE SPECIFICATIONS

**Nominal Voltage** 12 volts (6 cells)

**Nominal Capacity**  
20-hr. (1.40A to 10.50 volts) 28.0 AH  
10-hr. (2.63A to 10.50 volts) 26.3 AH  
5-hr. (4.78A to 10.50 volts) 23.9 AH  
1-hr. (18.2A to 9.60 volts) 18.2 AH

**Approximate Weight** 18.5 lbs. (8.4 kg)

**Internal Resistance (approx.)** 14.0 milliohms

**Max Short-Duration Discharge Current (5 Sec.)** 420 amperes

### Shelf Life

PG series batteries may be stored for up to 6 months at 25 C (77F) and then a freshening charge is required. For higher temperatures the time interval will be shorter.

### Operating Temperature Range

Charge -4°F (-20°C) to 104°F (40°C)  
Discharge 5°F (-15°C) to 122°F (50°C)

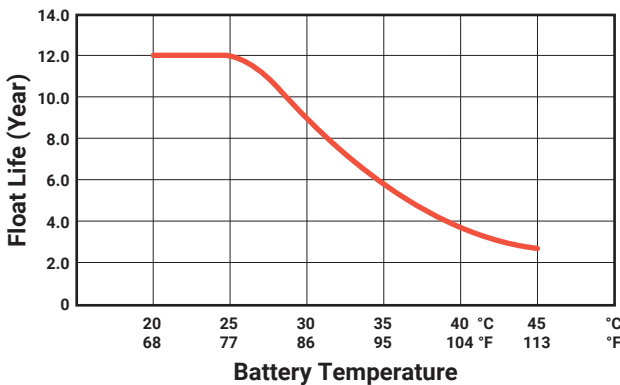
**Case** ABS Plastic flame retardant to UL94:V-0

**Power Sonic Chargers** PSC-124000ACX

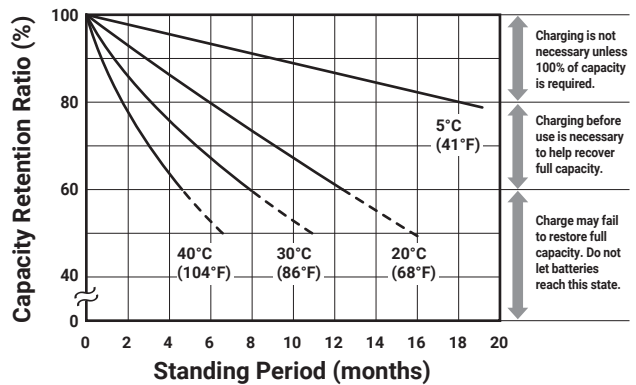
**PG-12V28 FR** 12V 28.0 AH @20-hr.  
12V 26.3 AH @10-hr.

Rechargeable Sealed Lead Acid Battery  
PS – General Purpose Series

**FLOAT LIFE IN YEARS VS. TEMPERATURE**



**GENERAL RELATION OF CAPACITY VS. STORAGE TIME**



**CHARGING**

**Cycle Applications:** Apply constant voltage charge at 14.4V – 15.0V at 25°C. Initial charging current should be set at less than 8.4 Amps. Switch to float charge to avoid overcharging.

**“Float” or “Stand-By” Service:** Apply constant voltage charge of 13.5V to 13.8V at 25°C. Initial charging current should be set at less than 8.4 Amps. When held at this voltage, the battery will seek its own current level and maintain itself in a fully charged condition.

**Temperature Compensation:** Charging Voltage for both Cyclic and Standby applications should be regulated in relation to ambient temperature. As temperature rises charging voltage should be reduced to prevent overcharge and increased as temperature falls to avoid undercharge.

For further charging information including temperature compensation factors, see Power Sonic Technical Manual/ Power Sonic Charger specifications.

**APPLICATIONS**

A whole range of CYCLIC applications including but not limited to:

- Fire and Security
- Telecommunications
- Emergency Lighting
- Utility
- Solar
- Wind
- UPS

**GLOBAL HEADQUARTERS**  
(USA AND INTERNATIONAL EXCLUDING EMEA)

**Power-Sonic Corporation**  
365 Cabela Dr Suite 300,  
Reno, Nevada 89439  
USA  
T: +1 775 824 6500  
E: customer-service@power-sonic.com

**POWER-SONIC EMEA**  
(EMEA – EUROPE, MIDDLE EAST AND AFRICA)

Smitspol 4, 3861 RS Nijkerk,  
The Netherlands  
T NL: + 31 33 7410 700  
T UK: + 44 1268 560 686  
T FR: + 33 344 32 18 17  
E: salesEMEA@power-sonic.com

**CHARGERS**

Power Sonic offers a wide range of chargers suitable for batteries with a variety of capacities.

Please refer to our website for more information on our switch mode and transformer type chargers.

Please contact our technical department for advice if you have difficulty in locating a suitable charger.

**FURTHER INFORMATION**

Please refer to our website [www.power-sonic.com](http://www.power-sonic.com) for a complete range of useful downloads, such as product catalogs, material safety data sheets (MSDS), ISO certification, etc.

